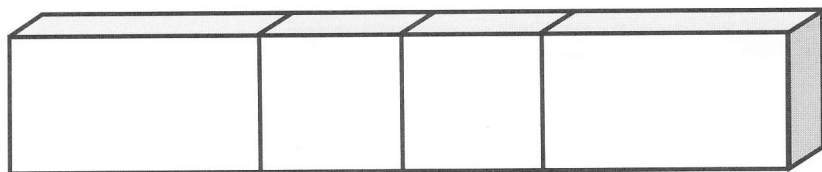



Use solid shapes. Build a building.

- ① Place these shapes on the bottom.



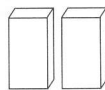
- ② Then place these shapes on top of the others.



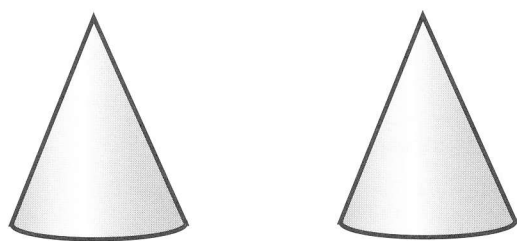
- ③ Next, place these shapes on top.



- ④ Place these shapes on top of the 2



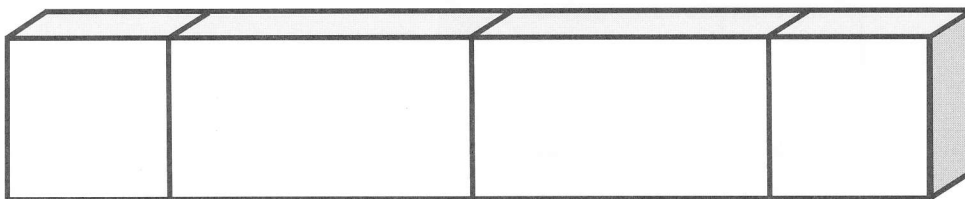
rectangular prisms



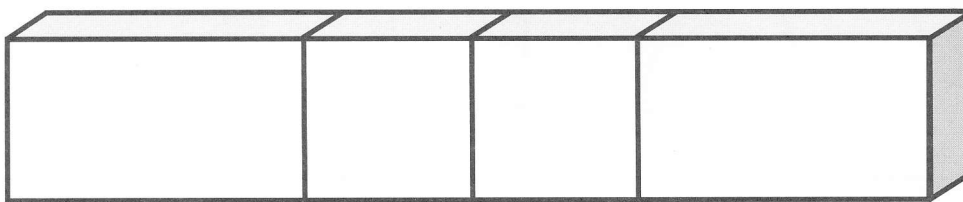
Circle the shapes you used 2 of to make the building.

Use solid shapes. Build a castle.

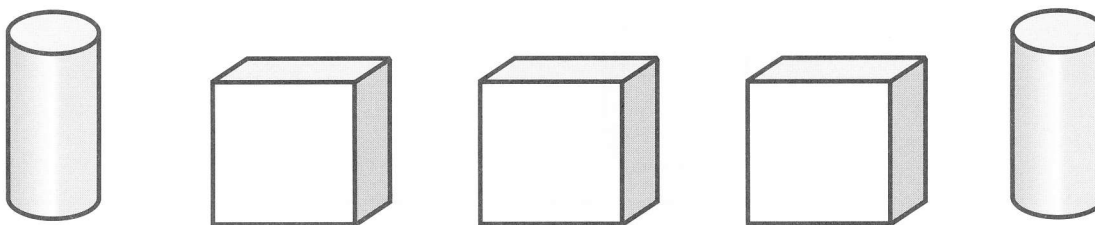
- ① Place these shapes on the bottom.




- ② Then place these shapes on top of the others.



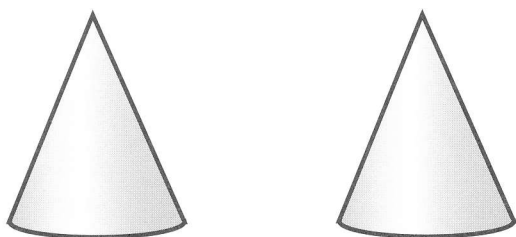
- ③ Next, place these shapes on top.



- ④ Place these shapes on top of the 2



cylinders



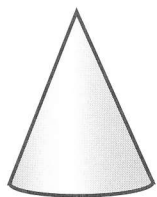
Tell how cones and cylinders are alike and how they are different.

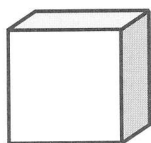
Name _____


Use solid shapes to make a building. Draw your picture. Record your work.




How many of each solid shape did you use? Write the number on the line.







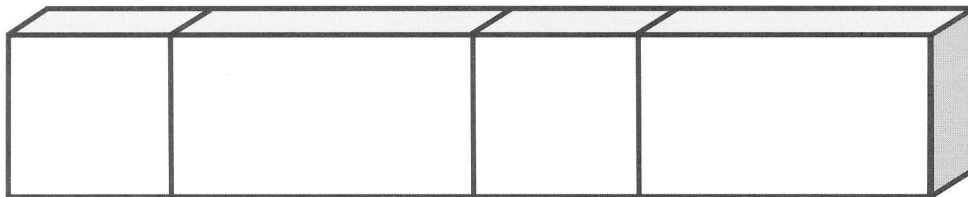





Tell how you built your building. What did you do first? What did you do last?

Build the building.


- ① Place these shapes on the bottom:



- ② Then place these shapes on top of the others.



- ③ Next, place these shapes on top of the 2



Write how many of each shape were used in this picture.

